

Hispanic Population Growth in Albemarle County: Que pasa?



Presented by:
Peter Loach
Deputy Director of Operations
Piedmont Housing Alliance
September 6, 2006



Presentation Highlights

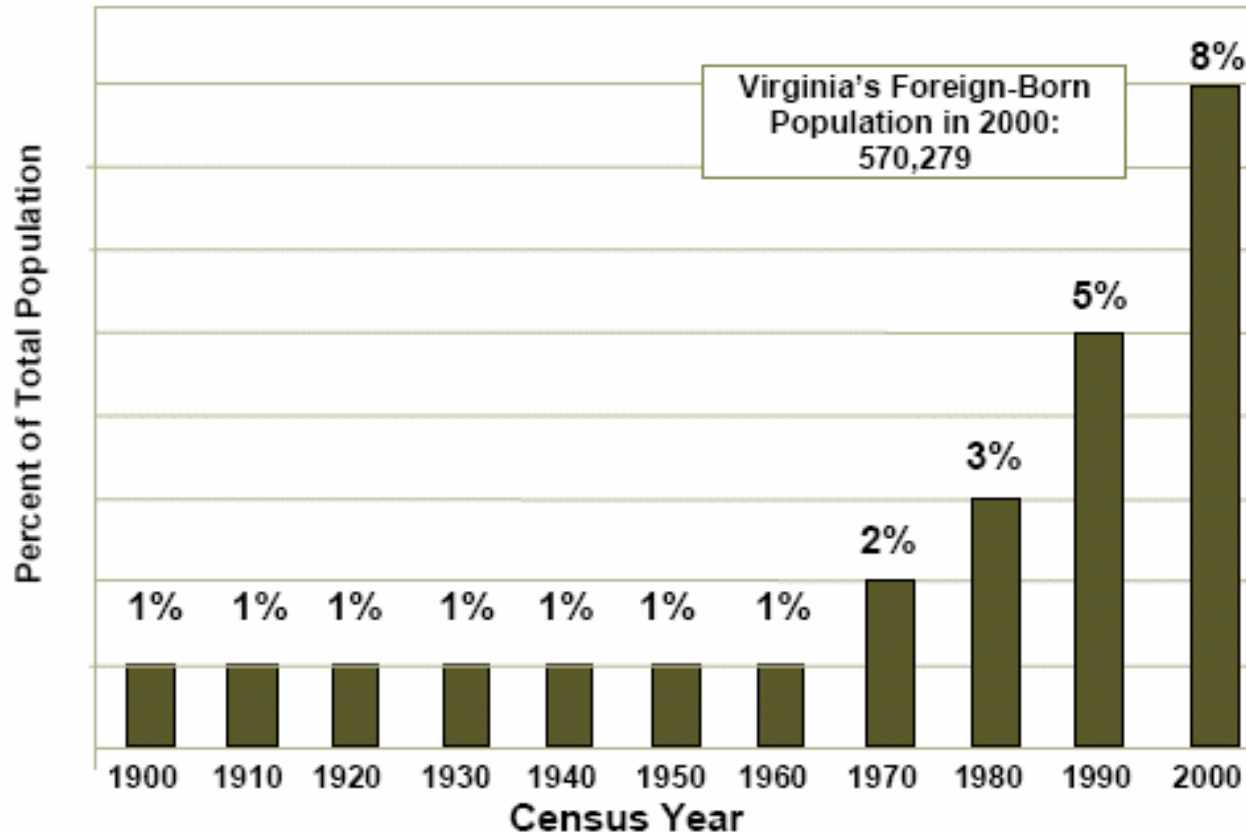
- The Demographic Shift
- The Economic Engine
- The Challenges to Our Service Providers
- The Resources at Our Fingertips



Presentation Highlights

The Demographic Shift

Virginia's Foreign-Born Population as a Percent of Total State Population, from 1900 to 2000

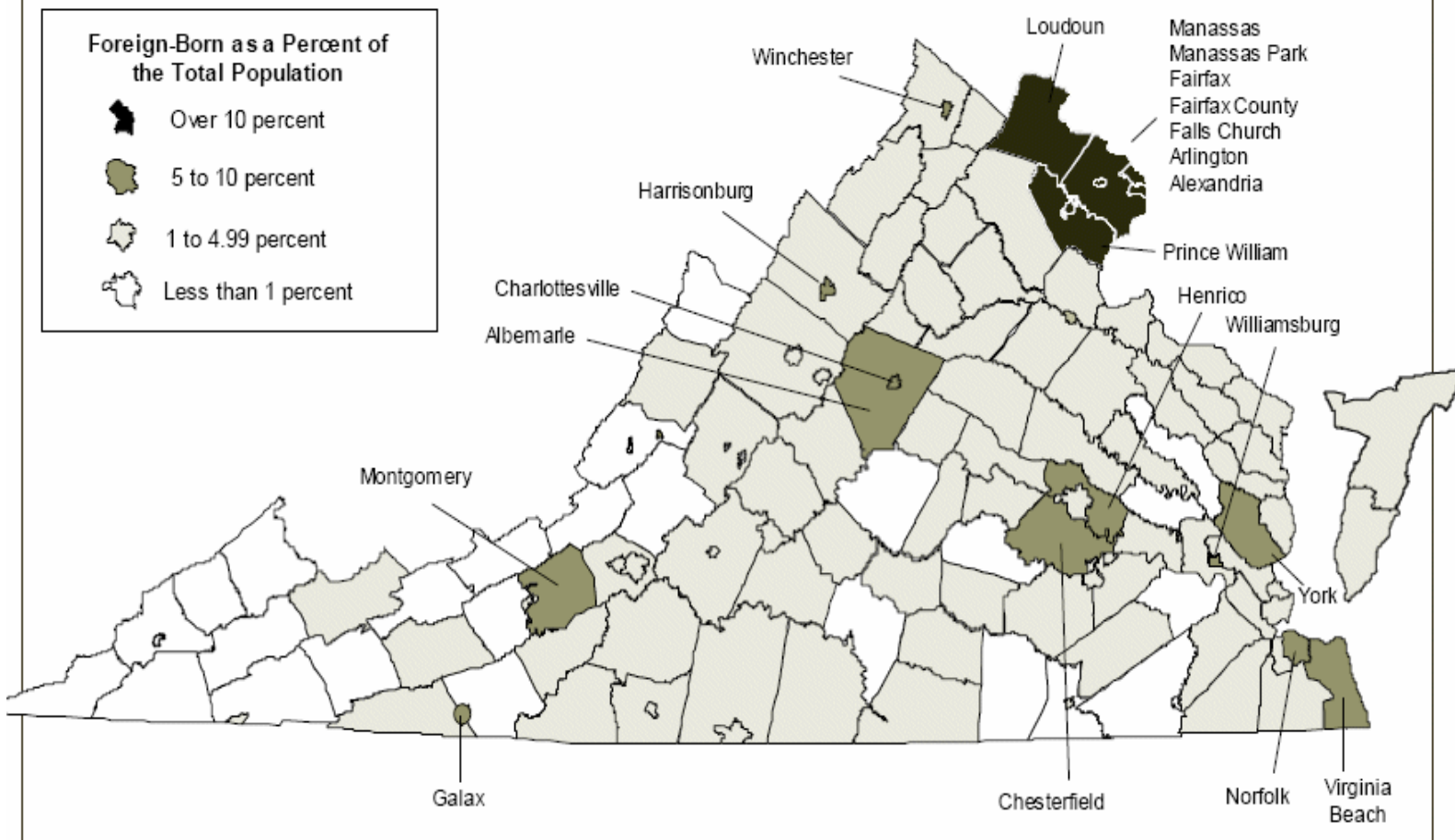


Note: The foreign-born population for 1950-2000 is based on sample data presented by the U.S. Census Bureau.

Acclimation of Virginia's Foreign-Born Population – 2003 Report

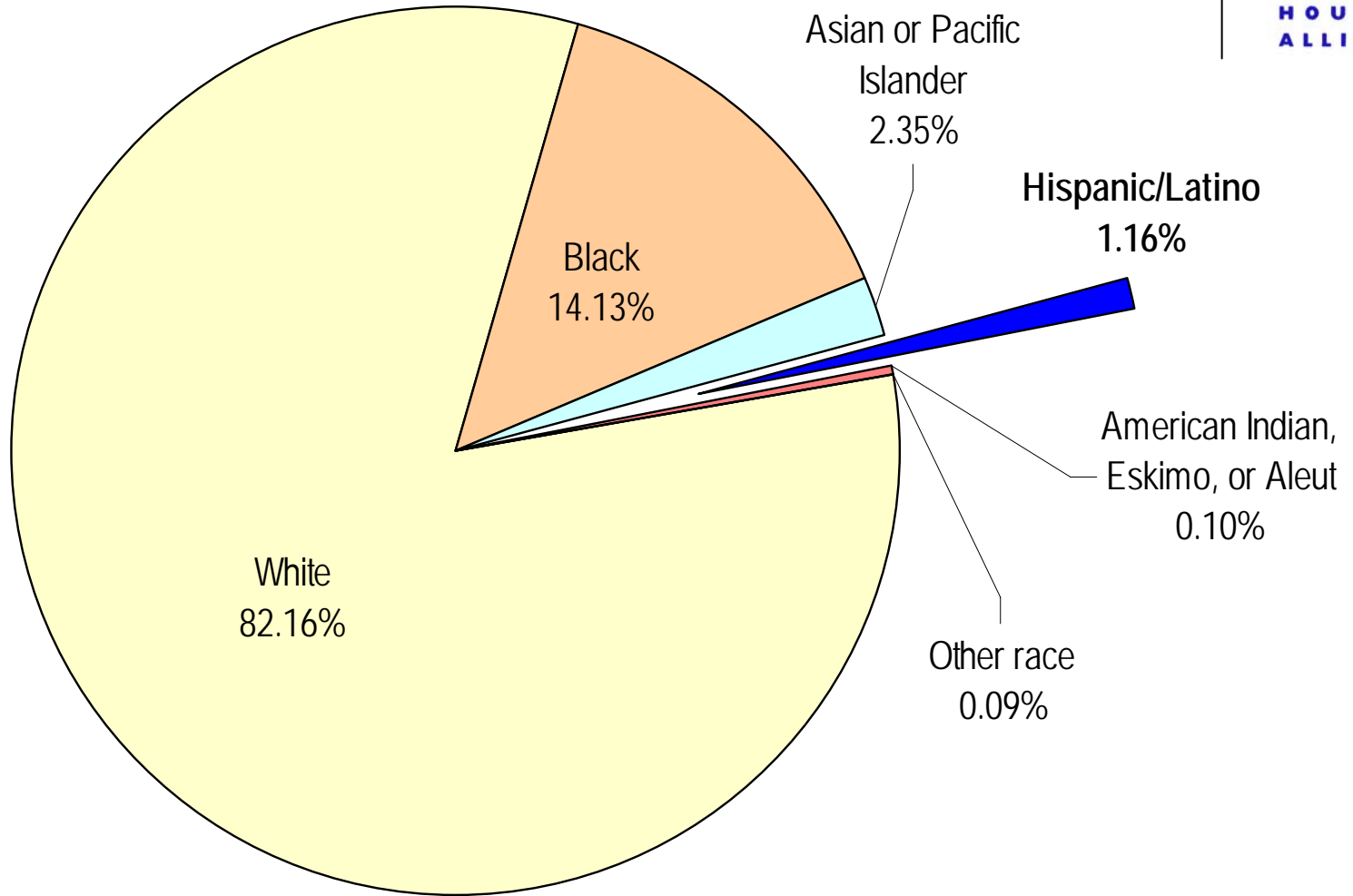


Percent of Population in Virginia Localities that Is Foreign-Born 2000 Census

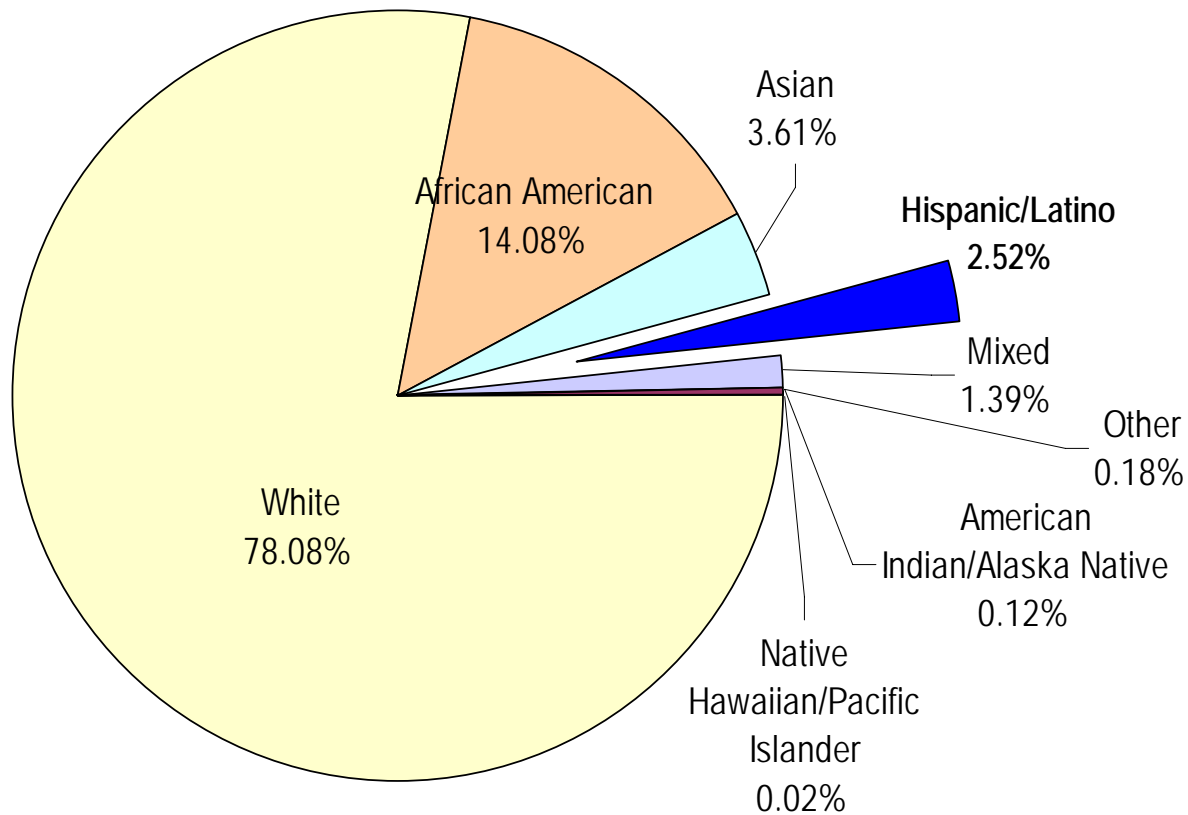


Source: JLARC Report: Acclimation of Virginia's Foreign Born Population (Nov. 2003)

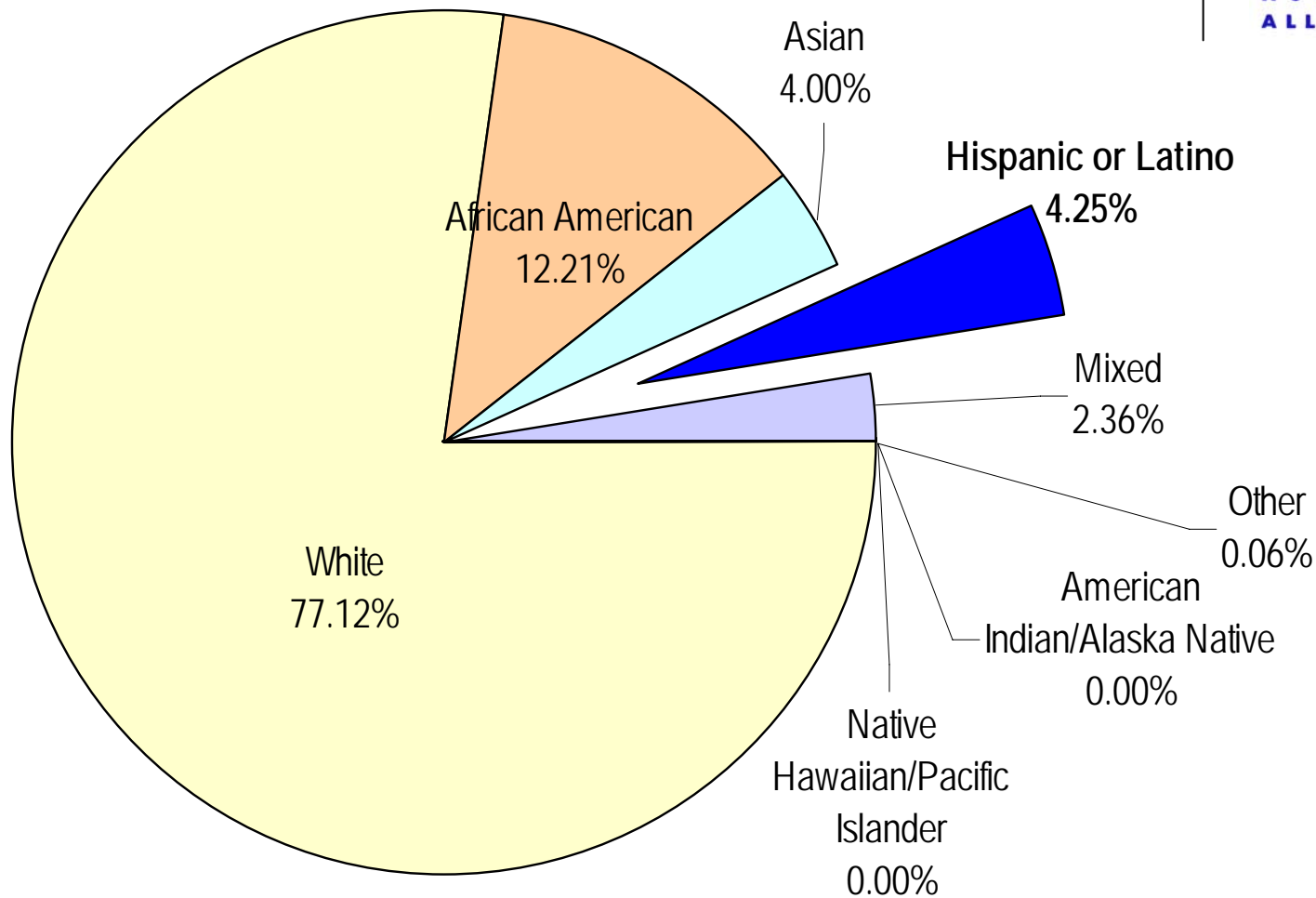
1990 | *Charlottesville and Albemarle Co.*



2000 | *Charlottesville and Albemarle Co.*



2005 | *Charlottesville and Albemarle Co.*





Presentation Highlights

The Economic Engine

Economic Engine

President George Bush:

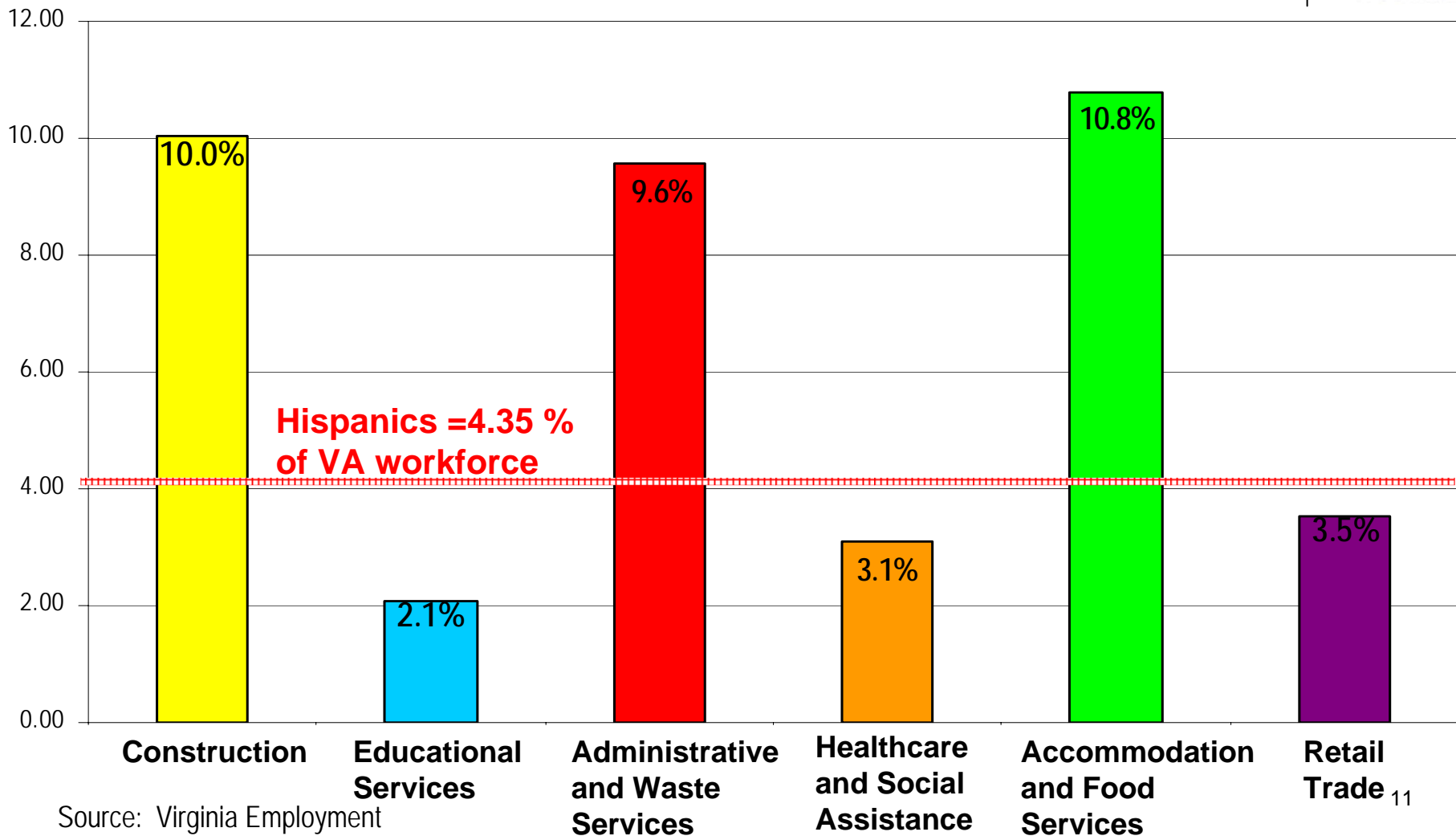
“We hear claims that immigrants are somehow bad for the economy -- even though this economy could not function without them.”

State of the Union – January 31, 2006

JOBS, JOBS, JOBS

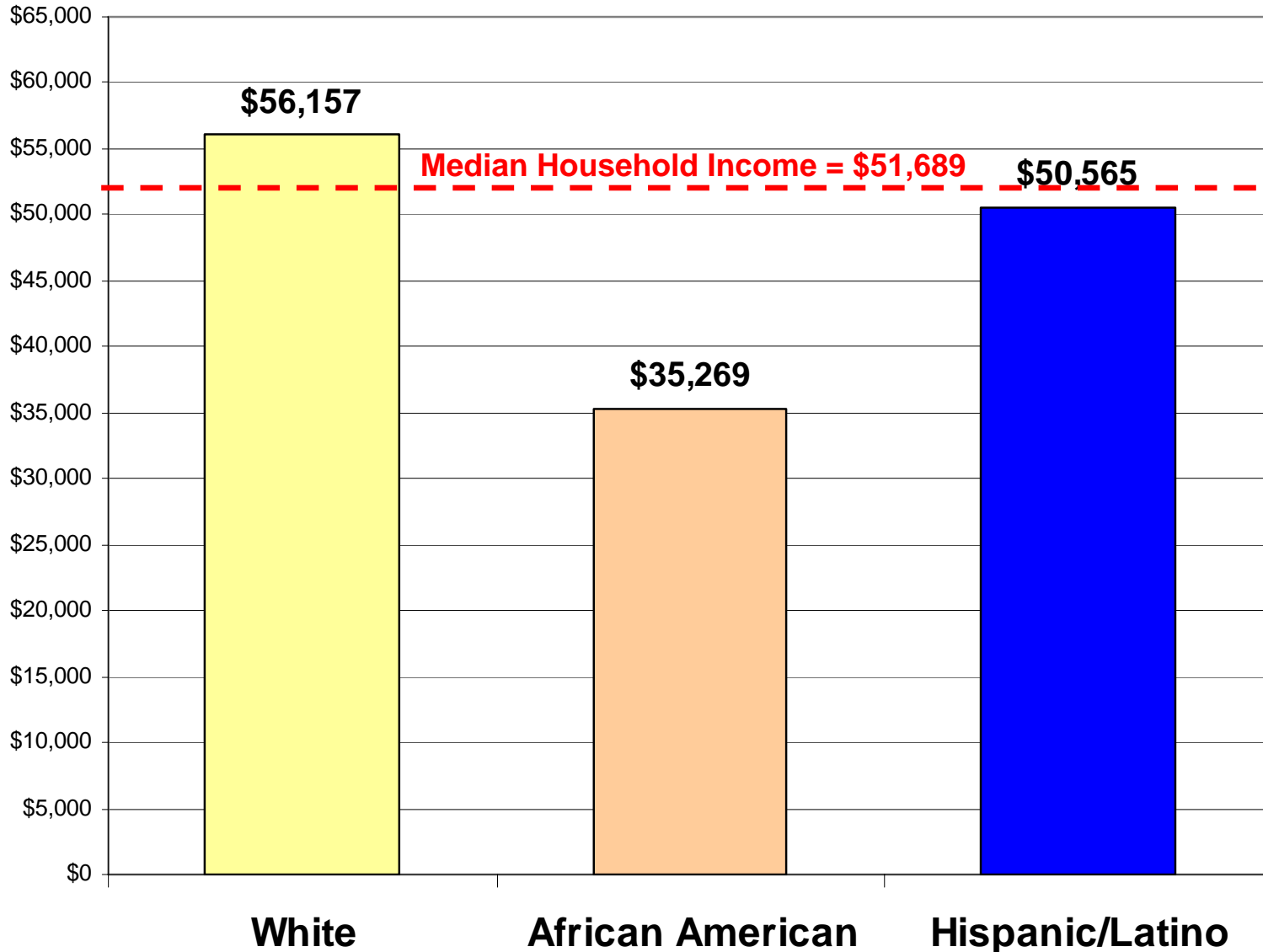
- US unemployment rate 4.8% (July 2006) US Dept of Labor
- Virginia unemployment rate 3.2% (July 2006)
- Cville/Albemarle MSA unemployment rate 2.8% (July 2006)

Jobs, Jobs, Jobs: Percent of Hispanics in These Industries in Virginia



Source: Virginia Employment Commission

2004 | *Median Household Income in TJPD*



Buying Power and Business Growth

Buying Power

- Hispanics' economic clout will go from \$212 billion in 1990 to \$1,087 billion in 2010, more than three times the national rate (Univ. of Georgia study).
- The number of prosperous Hispanic households (incomes above \$100,000) rose 137 percent between 1990 and 2000 (VAHCC).

Business Growth

- Number of Hispanic business firms is growing 4 times faster than all US firms. Total receipts also rising faster (US Dept Commerce).
- IRS predicts that by 2007 one in ten small business will be Hispanic.
- Virginia eclipsed the national average growth rate for Hispanic-owned businesses: number rose 39 percent from 1997 to 2002 (US Census Bureau).



Presentation Highlights

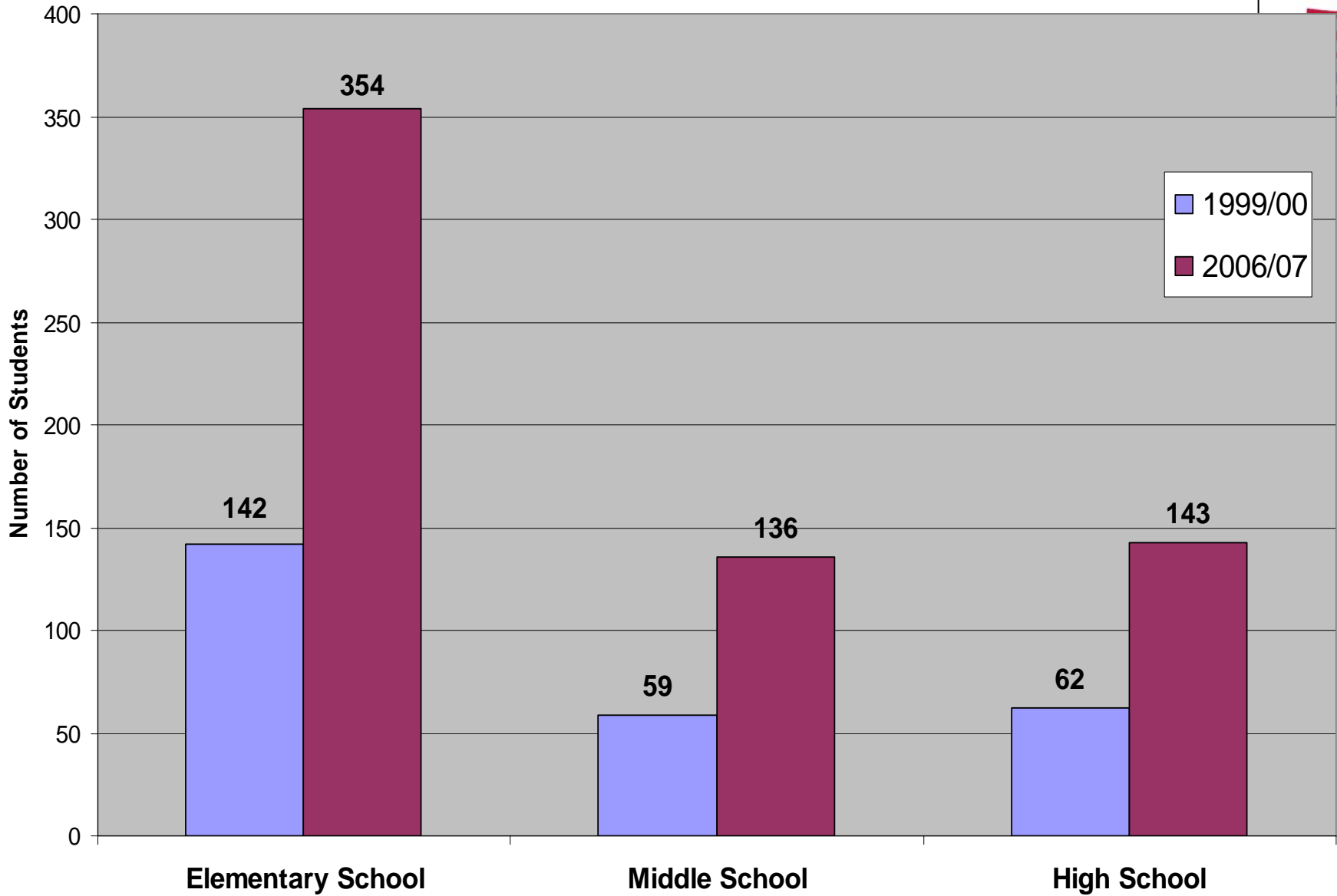
The Challenges to Our
Service Providers

Dynamic Service Environment

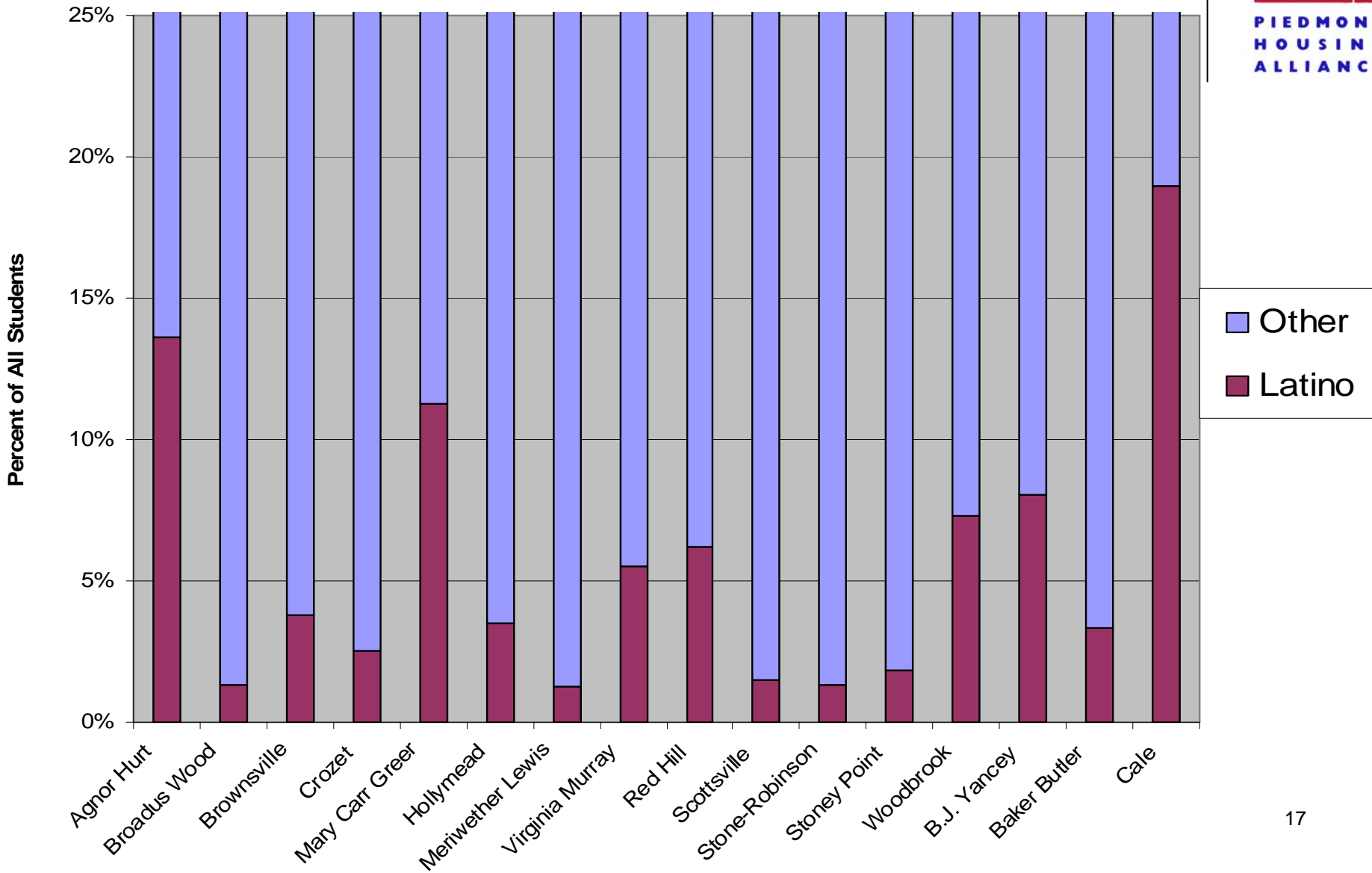


- All County agencies have seen an increase in non-English speaking clients: Communication breakdowns and cultural misunderstandings.
- Perhaps the most dramatic changes have been in the school division. Office of Community Engagement has made strides to help the division adjust.
- Social Services Department has led the way in focusing on the issue.
- More can be done to assess and adjust.

Hispanic Student Count by Year (Albemarle County)



Latinos in Elementary Schools, Percent of All Students 2006-2007 (Albemarle County)



Federal Law and Reasonable Access

Executive Order 13166 (August 2000) requires recipients of federal funds to provide competent language services free of cost. These range from hiring bilingual staff or staff interpreters competent in the skill of interpreting, to contracting with qualified outside in-person or telephonic interpreter services, to arranging formally for the services of qualified voluntary community interpreters who are bound by confidentiality agreements.



Presentation Highlights

The Resources at Our
Fingertips

“CRECIENDO JUNTOS – GROWING TOGETHER”



A network of organizations and people working to support and strengthen the Charlottesville/Albemarle regional community through the integration and development of its Latino/Hispanic members.

Over 100 individuals and 40+ organizations involved. Founded in 1995 by Piedmont Housing Alliance.

“CRECIENDO JUNTOS – GROWING TOGETHER”

Accomplishments in First Year

- Spanish language resource guide on 50+ service agencies.
- Help Fair in Spanish involving 30 agencies and 200+ Latinos/Hispanics.
- Working with Governor’s Latino Liaison Office.
- Regional Chamber of Commerce, and VA Hispanic Chamber of Commerce.
- Educational and training sessions with agency staff.



"CRECIENDO JUNTOS – GROWING TOGETHER"

Goals For 2006/2007



- Website-www.cj-network.org.
- Staff-level workshops.
- Community roundtables.
- Help Fairs
- Focus on Southwood Trailer Park.
- Support to the business community.
- Latino/Hispanic leadership development.

Welcome: Creciendo Juntos - Growing Together

A screenshot of the website's home page. On the left is a vertical menu with a black header labeled "Menu" and a light green background for the items. The menu items are: Home, Español, Introduction, Get Involved, Upcoming Meetings, Plenary Sessions, Executive Committee, Working Groups, CJ Initiatives, Latinos in Our Area, Local Latino Focused Initiatives, Community Announcements, Immigrant Rights, LEP Problems, Proposals and Actions in Virginia, Immigration Myths & Facts, Resource Guides, and Printed Materials in Spanish. The main content area has a teal background. It features the text "Welcome to CRECIENDO JUNTOS - GROWING TOGETHER" in a mix of black and green fonts. Below this is a paragraph: "an inter-agency and inter-community network for issues related to the Latino/Hispanic community in Charlottesville City, Albemarle County and surrounding areas." At the bottom of the main content area is a colorful, abstract illustration of several faces in various colors and styles.

RECOMMENDATIONS GOING FORWARD

- Assessments of where departments and agencies are and where they need to be in providing reasonable access to non-English speakers.
- Assessments of needs in the Hispanic community.
- Opening lines of communication and engagement.
- Opening workforce and business development opportunities (with Chamber and VHCC).
- Fostering an environment of inclusiveness and respect.